

TEACHER'S GUIDE FOR HOLLY WILD BOOKS 1-4

**MICHIGAN
NATURE-MYSTERY,
REALISTIC FICTION
SERIES FOR AGES 7-12**

**HOLLY WILD: BAMBOOZLED ON BEAVER ISLAND (BOOK 1)
HOLLY WILD: LET SLEEPING BEAR DUNES LIE (BOOK 2)
HOLLY WILD: PACKING FOR THE PORKIES! (BOOK 3)
HOLLY WILD: QUESTPEDITION FOR DA YOOPER STONE (BOOK 4)**

WRITTEN & ILLUSTRATED BY LORI TAYLOR



A JOURNEY THROUGH MICHIGAN



- WRITING PROMPTS
- COOL PROJECTS
- AUTHOR INFO
- C.C.S.S. STUFF



**THE HOLLY WILD SERIES—
IS LIKE THE DIARY OF A WIMPY
EXPLORER MEETING IN A MAGIC
TREE HOUSE!**



ABOUT THE AUTHOR



Like the lumberjack storytellers of old, Lori was often referred to by her mother as the "Holly Herald", the name of the newspaper of her first childhood home. Lori wove and twisted and painted many stories as a child to frighten her siblings and amaze her friends.

She grew up in Clarkston, MI, on five acres of pines, gravel pit and ponds. This place was her playground and where she found stories buried in the muck and under neighbor's trees.

Lori's favorite childhood toys were an old printing press and a light table, where she practiced drawing and printing fake money. Later, her father gave her a mimeograph, an antique copy machine used by teachers long, long ago, to print her coloring books and drawings—but never real money.

At age 5, I gave my Thumbellina doll a haircut. I knew I could never be a hairstylist.




"I BRAKE FOR STORY!"

As a kid I loved books, drawing, and being outside.



Here I am bravely feeding a chickadee in below freezing temps.



Books I have written and illustrated. Chapter books, comics, and a picture book. I LOVE them all!

*** SEE BOOK REVIEWS ON BACK PAGE!**

MY WRITING AND ILLUSTRATING PROCESS:

My NOT so secret Story Formula! I treat each place as an archeological find. I record "**field notes**" by writing and drawing, cataloging the:

- **flora/fauna** (plants and animals)
- **land features** (geology)
- **story** (myth, legend, folklore, history, and science of the area)

By taking **field notes** of a place, I get to know more about it. Field notes are gold! Unburied treasure! They are most valuable if they contain the following:

- **place name**
- **date/season**
- **time of day**
- **weather**

My tools are pencil or pen and paper, and camera. Pencil and paper are still the preferred tool of scientists today when drawing from observations in the field.

Artist, author, and illustrator Lori Taylor was artist-in-residence for the Sleeping Bear Dunes National Lakeshore in 2007, where she created art based on her adventures wrassling bear cubs and tumbling down dunes.

Lori was selected artist-in-residence for the Porcupine Mountains Wilderness State Park in 2008, where she wandered the wild for two weeks but did not see Bigfoot—yet later heard tales of his vacationing visits there.

Today Lori lives in Bitely, MI, where she writes and illustrates and dodges bears and porcupines in the heart of the Manistee National Forest.

I LIKE TO COLLECT:

- **BOOKS**
- **ROCKS**
- **STONES**
- **BONES**
- **TREASURE**
- **FOSSILS**
- **STORIES!**



Me, author/illustrator, Lori Taylor, with my granddaughter and best fishing pal.

"DRAWING deepens understanding, helps to work through confusing information and makes knowledge public--where it can then be discussed and shared! so get OUT there and DRAW!"

www.loritaylorart.com



HOLLY WILD: Bamboozled on Beaver Island (Bk. 1)

Written/Illustrated by Lori Taylor

Bear Track Press, 2011

Holly and friends travel to Beaver Island for Museum Week, where they must lend herps a helping hand and save the island from an unwanted theme park.

165 pgs. Ages 7-12

ISBN 978-1-4507-9194-6


8.5 x 5.5"/paperback



BOOK DISCUSSION

- How different would Holly's story be if it had **not** taken place on an island? **RL.3.1, RL.3.9, RL.4.2**
- Who are your favorite characters in the book? Describe and compare. **RL.3.3, RL.4.3**
- Holly and her pals observe and take notes which are **primary sources**. The author took notes and drew sketches which were her **primary sources** to tell this story. How do these notes make the story better?
- In the book, the kids learn about the **scientific method** and draw a conclusion. Turn to the illustration of their conclusion they drew. What is it correct? Why? **RL.3.7**

HOLLY WILD books are **realistic fiction**. Some of the stories are from Lori Taylor's wild imagination and others are true. The science and history in her books are ALWAYS true.



WORDS FROM THE AUTHOR

"When I visited Beaver Island I was intrigued with the town of St. James Bay, the habitat, and the people. I stayed for one week, and like most who visit the place, did not want to return home. Some say it is because of the island's magical fairies—which may or may not be true."

FACT: The islanders are friendly folk.

FICTION: The artists and islanders in the story were made up or fictional characters.

FACT: There are many species of snakes on the island.

FICTION: To this date there are no known fox snakes on the island. However, they exist on North Manitou island not far from there. The name "**pine snake**" fit the fun part of the story. I used "**artistic license**," which means using my imagination.



FACT!

The artists and islanders were not real people in the book.

FICTION!

- **WRITE** a fictional (made up) story about someone who lives on an island or is visiting an island for the first time.

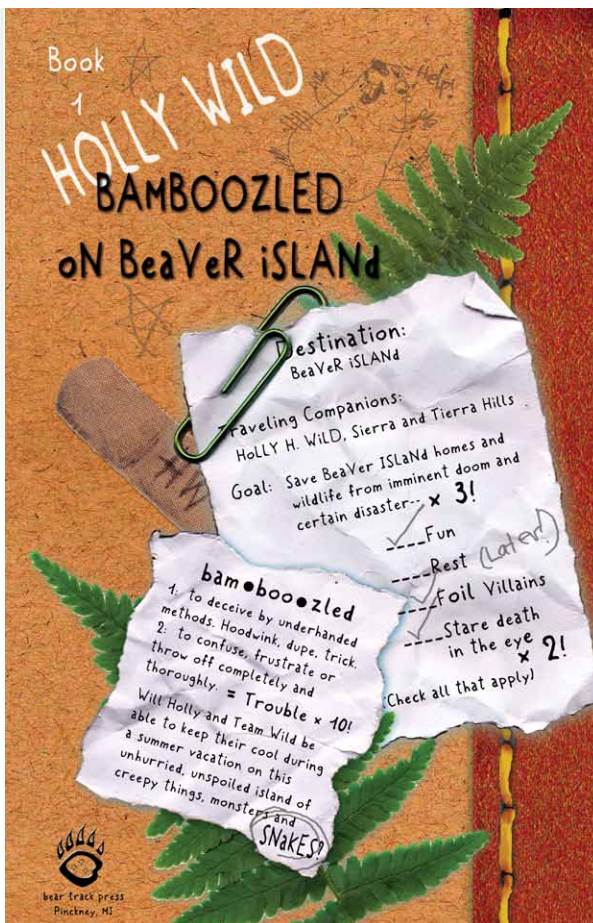
Describe how it looks, smells, sounds, and feels. Is it sandy with pine trees? Does it smell like (ewww) dead fish? Is it noisy with gulls (who eat the dead fish)? Is it full of biting mosquitoes? GO!



The author/illustrator, Lori Taylor, with her pet **Kenny, the cornsnake**—who appears in this book!

CRITTER TALES

If you have a pet, **DRAW** its picture. If you don't have one, **DRAW** an imaginary pet—which can be ten times cooler! Now tell a story about that pet sneaking in to a place where it should NOT be!



BAMBOOZLED!

A good word, a fun word, a tricky word. To be deceived or tricked.

- Remember a time when you or someone you know were **bamboozled** and write a short story about what happened. **RL.3.4, RL.4.4**
- DRAW** and **WRITE** about some living thing (plant or animals) that could **bamboozle** someone.



Herps or herpatons describes amphibians and reptiles—things that creep or crawl.



CRITTER TALES

The science of "**gigantism**" is real on Beaver Island. What do you think it might mean? **RL.3.4**

- DRAW** and **WRITE** a story of an animal that could be bigger than normal.

LAND HO! DRAW AN ISLAND

- Draw and write what things you would need to survive on it! How would you travel there? What one item would you take there?

HOLLY WILD'S BEAVER ISLAND WORD SEARCH!



J A M E S J E S S E S T R A N G J M D B O I
C A I M A N E Q K Y G S P M T E H O M E S W
Z F D I M J H F V T O Y S T O R E N A A I I
C R R C U F O X S N A K E V A I R A N V E L
O K W H S F L O O N S P Q X D Z P R A E R L
R O N I E V L I G H T H O U S E S C B R R Y
N E D G U X Y B I O S T A T I O N H O O A N
S T J A M E S B A Y Q A R T I S T S Z B I I
N I D N W T U R T L E S T A R S C K H I P L
A E S P E A U N T K I T T Y C I I I O N Q L
K R E M E R A L D I S L E L N K E N N Y Z Y
E R M V K S T O N E C I R C L E S G R A M U
F A T X Z F J J W R T O I V Y B N S Y J A L
A T Q A V G M F U S R P Q H U N T E R L H D


SEARCH for the people, places and things in Holly's
Beaver Island story. LOOK across, down and diagonal:

turtles	toads	homes	picnic
herps	Tierra	Sierra	Holly
beaver	Robin	caiman	tracks
Gram	Odawa	artists	loons
Ivy	monarchs	kings	stars
Kenny	Hunter	Aunt Kitty	
Emerald Isle	corn snake		
bio station	stone circle		
Toy store	WillyNilly		
Lighthouses	Manabozho		
fox snake	St. James Bay		
Michigan	Museum Week		
James Jesse Strang			



NAME _____

www.loritaylorart.com (HOLLY WILD: Bamboozled on Beaver Island)



HOLLY WILD: Let Sleeping Bear Dunes Lie (Bk. 2)

Written/Illustrated by Lori Taylor
Bear Track Press, 2012

As Holly's Team of Geo-Explorer Kids hit the beach at Sleeping Bear Dunes, they run into ghosts, a mystery at the lake, and weird aliens of the watery kind.


186 pgs. Ages 7-12
ISBN 978-0-615-65973-2
8.5 x 5.5"/paperback



BOOK DISCUSSION

Holly and friends travel to the Sleeping Bear Dunes National Lakeshore. The park is situated along the coast of Lake Michigan. The kids learn about beach life (the good and the not so good) from local resident Bernie.

- If out-of-town people visited your home, how would you react if they tossed garbage out the window or played loud music? Why? **RL.3.1, RL.4.3**
- What kinds of fun places would you show a visitor to your town? What things are you proud of in your town?



- **DRAW** a map of your town and your home. Are there parks, ponds, rivers, or lakes? Where do you play?

My morning H₂O use

Something made with
H₂O

Where my
H₂O comes from

Ways I can save H₂O:

How I use my H₂O:

Date:

Multiply my use x 520 million people
in the United States & Canada = LOTS of clean WATER!

Nature H₂O user

FIELD NOTES



- **DRAW** and **WRITE** a story of the *The Three Water Bears*. **RL3.4**

CRITTER TALES—BEARS, BEARS, & BEARS!

Water bears, or *tardigrades*, are cool, tiny critters. They are about the size of a grain of salt and live in sand and damp moss. They can survive in most any condition, from outer space to dried mosses to frozen soil.



Microbears live on South Manitou Island. They are really chipmunks but can be as pesky as a bear raiding a house or cooler!

- **DRAW** and **WRITE** a story of the *The Three Micro Bears*. **RL3.4**



MORE BOOK DISCUSSION


Holly has nightmares of the legendary Mother Bear who lies sleeping on the shores of Lake Michigan. She feels that it is a warning. Who do you think the warning is for? Stories are told for a reason. Sometimes legends and stories are warnings that keep people from doing something that may be harmful to them or their world.

- Read the Native American Legend of the Sleeping Bear. Do you think legend is a warning? And for whom or what? **DRAW** the legend and color it. **RL3.2, RL4.9**

Bernie takes care of a small sturgeon everyday after school. Stumpy the sturgeon is not a pet, but a wild fish that will be released into the river.

- How do you think Bernie felt when he released Stumpy into the wild? Compare that with how you might feel and explain. **RL3.1, RL3.6**
- Stumpy the sturgeon was born without a tail fin, what do you think his chances of survival are in the wild? **RL3-5.1**

One version of the Sleeping Bear has a young girl saving her people. The village devouring Great Bear is chased by two chiefs from present-day Chicago to Empire where it waits to hunt them (they are the Manitou Islands). To keep the Great Bear from eating her people, a young girl sneaks the bear medicine whereupon it sleeps for all eternity.




GREAT LAKES BEACHCOMBER WORD SEARCH!

O H M X S E L C Y C R E T A W B A A T N L W
 X U Z S Q G O B I S P N N E A M C Y O B Q A
 N A G I H C I M E K A L S C T Z A O M H A T
 F A M I C R O B E A R F K A E B L N D Q E E
 B B H T O A W U S G F D F B R E I M U L T R
 U E Z M A N I T O U S S R E S A E A N B A B
 E H Z S A N D S L F R A D A H C N K E N N E
 M Z S W A N J B D A M R U C E H H W G O I A
 P G L A C I E R D U H E G H D C D A R E M R
 I N V A S I V E S P E C I E S O T K A G A Q
 R T J G Z G C S C C T H M S O M Z E S R T K
 E Z X E R A E B K C A L B F B B B N S U N A
 N W S G P L A N K T O N I A C C D Y M T O F
 Z G H O S T F O R E S T J C L D U N E S C A

HELP BERNIE DIG THROUGH THE LETTERS ABOVE TO FIND THE WORDS FROM THE COLUMNS BELOW.


*Look diagonal, upward and backward, too.



LORITAYLORART.COM


bluffs
 water bear
 black bear
 watershed
 loon
 Manitous
 microbears

sand
 gobi
 Empire
 invasive species
 sturgeon
 nahma
 Misha Makwa



beaches
 water cycle
 zebra mussel
 food web
 contaminate
 plankton
 glacier
 dunes

swan
 Lake Michigan
 beachcomb
 dune grass
 cedars
 alien
 ghost forest



HOLLY WILD: Packing for the Porkies! (Bk. 3)

Written/Illustrated by Lori Taylor


Bear Track Press, 2013

Once again Holly and the Team hit the trail, this time in the western U.P., where mountains of trouble are brewing. Talk of Bigfoot and Bunyan puts Holly in survivor mode.

196pgs. Ages 7-12

ISBN 978-0-615-87321-3

8.5 x 5.5"/paperback



BOOK DISCUSSION

Holly learns about the forest and her family tree. Both have many branches. Discuss Holly's family members differences. **RL.3.1**

Holly discovers that she got her freckles and red hair from the Wild side of the family, her big feet from Cousin Pauline Bunyan, and thrill of exploration from her great Aunt Daisy Crockett Wild.

Find out where your family came from.

- What talents or loves did you inherit from family around you?
- Do you know what foods they ate? What language they spoke? Make a recipe, learn some new words.



Holly Wild's Family Tree. Her great-great-great-Cousin Pauline Bunyan and Cousin Woody Timberlake

FACT OR FICTION?



MEET THE BIGGES


I needed BIG characters--BIG people to fill the BIG boots of Pauline's family. These guys fit the bill. The real, true Bigge's did own a store but they did NOT raise a child named Pauline!

FACT!

The Bigge brothers, Gus and George were real people and intrigued me. When everyone else left Nonesuch, they stayed on and kept things rolling. They were the strong, silent type and did odd jobs. True to their name, they were BIG Bigge's.

FICTION!

- **WRITE** a fictional (made up) *long time ago* story about someone in your family. **DRAW** a map of where they might have lived. How did they travel, what grew around them, what was the land like?




My favorite kid stop in Michigan's upper peninsula, to see Paul Bunyan and Babe his blue ox. Go visit it, then climb Castle Rock!

Paul Bunyan was a legend in the Great Lakes region. **FACT:** There lived a big man, a big lumberjack--but there also lived bigger stories.

- **TRACE** a classmate on a BIG sheet of paper and have them do the same for you. Now decorate and dress your drawing up to be a BIG legend.
- Add a cool BIG pet and **COLOR** them an unusual color.
- **WRITE** a TALL tale of where you lived and about your accomplishments.

ARTIST-IN-RESIDENCE

Be an **artist-in-residence** on your next vacation or in your own backyard.



- **FIRST** what captures your attention in your special spot?
- Sit there a while and **listen, look, smell, and touch**.
- Now try painting with crayon or oil pastel on cardboard or heavy paper (*Misty used oil pastels and oil paint straight out of the tube on heavy paper*).

For further inspiration, check out the awesome early 20th century work of Canadian artists, the Group of Seven's, Tom Thomson and Emily Carr. Both Emily and Tom loved the trees, wild places, and parks of Canada. See how they saw nature and try copying their style of making nature into simple, playful shapes and brilliant colors!

Artists are important for everyone, especially when it comes to telling nature's story. They are our eyes and ears that help us learn to care about the earth! Hug an artist today!



- **CREATE** a postcard for your school or hometown.

KNOW YOUR SCHOOL!

Plants and animal species are varied in different areas of the state. The terrain of the Porkies may be different from your school and home. Hike around your school, get to know what lives and grows there.

- Compare the differences in **Porkies flora (plants, flowers, trees)** with your school. **DRAW** and **COLOR** them. Note the **season (date)** of what you found. Are there flowers, fruits, or seeds? **RL.4.3**
- Compare your fauna (animal life) with the Porkies. Go on an Animal Scavenger Hunt or **Bio-Blitz** at your school. A Bio-Blitz has teams of people looking for different things. One team may search for life high in the trees while others look for life on the forest floor. Catalog your finds of birds, mammals, reptiles and amphibians, and insects. **DRAW** a map of where you made your investigation and your finds. **RL.4.3**
- What used to be in the place where your school is now? What is the land's history? Are there people around that can tell those stories? Write them down before those stories are lost. **RL.3.1**



* **"Plant blindness"** is a growing problem—no pun intended! Most people have no clue as to what plants grow outside their door. Learning about and drawing local plants will help combat this concern!

WILDERNESS SURVIVAL GAME



shelter: 4 pts.

Two GeEK players take turns drawing one line at a time to make a square. When a square is made on your turn place your initial inside for 1 point. Add extra points by finding a SURVIVAL item! Remember that planning and preparing is part of survival! Persist, prolong and persevere!




fire: 3 pts.



water: 3 pts.




food: 2 pts.



Rules of Survival 4! 4 minutes without AIR, 4 hours without SHELTER, 4 days without WATER, 4 weeks without FOOD!

Player 1 _____ Player 2 _____





HOLLY WILD: Questpedition for da Yooper Stone (Bk. 4)

Written/Illustrated by Lori Taylor
Bear Track Press, 2015

As the Team heads home they find themselves trekking across the eastern U.P. in search of a legendary stone that will change Holly's middle school fate.

177pgs. Ages 7-12
ISBN 978-0-692-36414-7
8.5 x 5.5"/paperback



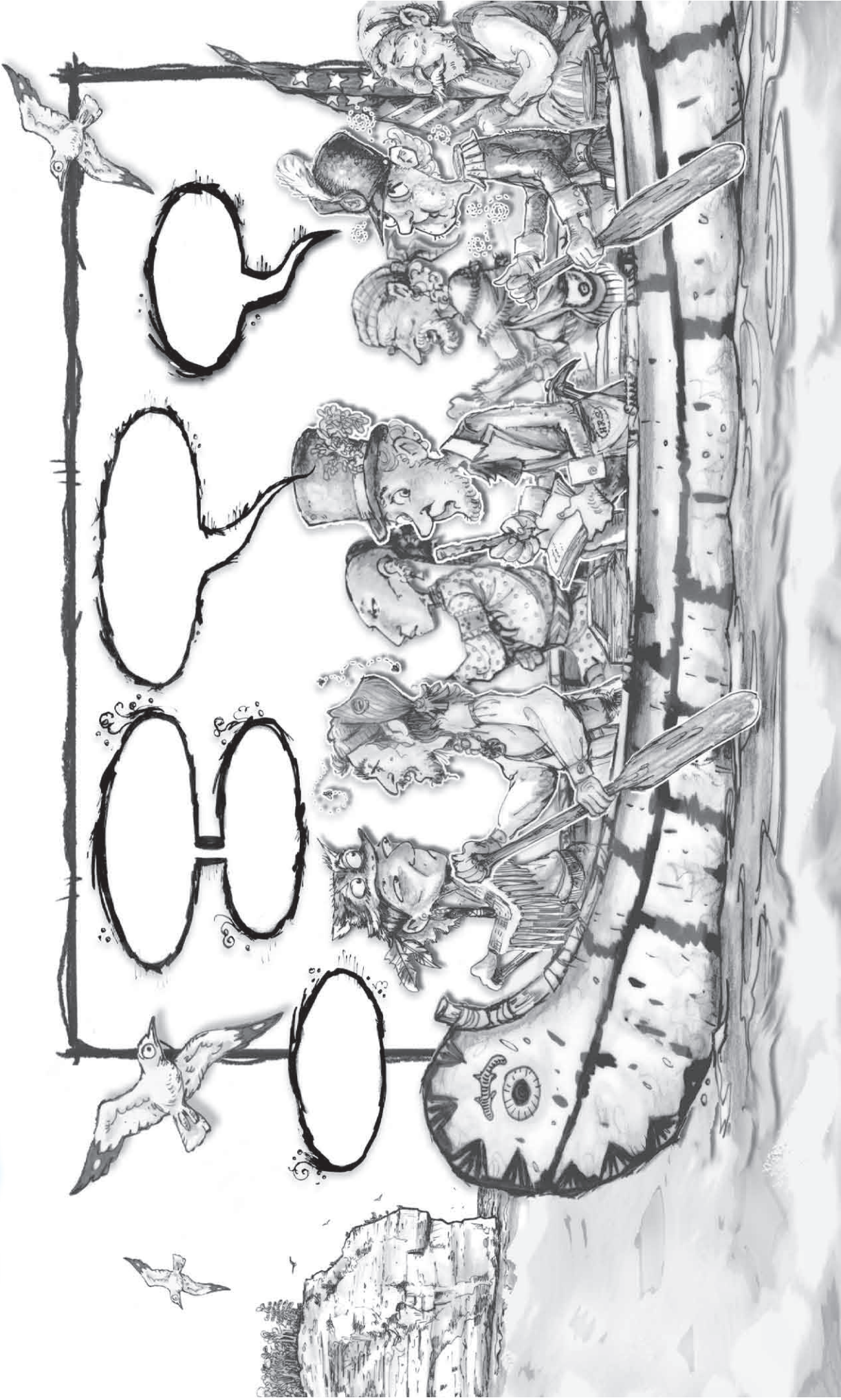
TALKING HEADS!

FACT: In 1820, Henry Schoolcraft went on a journey around Michigan to find a lucky Yooper stone, the famed copper boulder, and to record what he found along the way. There were many different people with him on his trip, including Native American Indians of the Great Lakes, French voyageurs, and soldiers.

- FICTION:** Imagine what the conversation might be while traveling by birchbark canoe over rough, cold, deep waters. **FILL** in the talk bubbles. **WRITE** your daily log entry. **RL.3.7**
- Where would you like to travel? **DRAW** your mode of transportation and fellow travelers. What will you take?



OUR JOURNEY TO _____



My travel log entry: The water was _____. The weather was _____. I smelled a faint odor of _____ flying over the water.
I cannot wait to set my feet on land and eat delicious _____.
_____ on shore and heard _____
Date and year _____



BOOK DISCUSSION

Holly and her team are returning home. The summer voyage across Michigan has been long, yet exciting. She has learned so much about Michigan and other cultures and doesn't want the journey to end.



- How much do you know about Michigan's Native Americans? What foods did they eat? How did they hunt? What did they live in? Now find out the facts and see how close your answers are.
- Henry Schoolcraft was a geologist, but he was also interested in the people he met as he traveled. He listened to the stories of the Ojibwe and recorded them so others could hear them. Henry Wadsworth Longfellow used Schoolcraft's information as inspiration and changed the hero's name to write his famous poem, *The Song of Hiawatha*. Then Lori Taylor changed these tales to retell the poem! Should stories be changed and retold to fit the times? Why or why not? **RL.3.6, RL.4.6, RL.4.9**
- Is it important to learn about other people and their culture, their ways, music, food, and home life? Why is it important? **RL.3.1, RL.3.2**
- Can language and stories be lost if they aren't spoken or told? **RL.3.1**
- What can you do so stories aren't forgotten?



Dear _____

I have learned that books and stories are important. Here is my story. Pass it on!

My home is in _____ by a _____. I have a cool
_____ growing near my home. My favorite foods are _____ and
_____. My favorite song is _____
and my favorite book is _____.

I am good at sports like _____ and I know how to
_____ really well. My likes are _____
and _____. My one dislike is _____.

A thing I like to do outdoors is _____ and _____
_____. The coolest animal I know is the _____
_____. My favorite place in the whole world is _____.

I would like to be a _____ when I get older.

Here is a picture of me on my best day.

Sincerely,

A drawing of me on my most bestest, happiest day with stuff I like.

- **FILL** out the letter and share it with classmates, friends, or family. Then talk about what they like and want.




QUESTPEDIATION FOR WILD WORDS SEARCH!

O H M X S E L C Y N O N E M A U Q A T N L W
 X U Z S Q A B I G W A T E R A M C F O B Q A
 N A S T I G N A C E A L Q C O Z A I M H A T
 F A M E C L O B N N R F K O E R L R D I E E
 E B H S R E P O O Y F D S B C E E O U A T L
 T R E P P O C J O U S E R L S E N N N W A B
 T I O G A N D I L F R A O A L T O O P A C O
 E D N M A N A B U S H O U T E L T R G T I O
 U G A A C I E W D U H E R H D A S E R H M Z
 Q E C A S I V A S C E U I E S S D K A A C H
 R T J G Z G C Y S C T H M S A A N E W R T O
 A Z W A T E R F A L L S B F B B A N S O N O
 M W S G P I C T U R E D R O C K S O M T L F
 Z A K O R F Q C A N I K C A M Q U N E S C F

HOLLY AND PALS TREK ACROSS MICHIGAN'S WILD UPPER PENINSULA! FIND THE WILD WORDS FROM THE COLUMNS BELOW.

***Look across, diagonal, upward and backward, too.**

eagle	basalt	Ojibway
loon	iron ore	boozhoo
Hiawatha	copper	St Ignace
Manabush	yoooper	Mackinac
moose	turtle	Schoolcraft
Big Water	sandstone	bridge
Marquette	water falls	canoe
Pictured Rocks	Taquamenon	wolf



AWESOME
ACTION FIGURE!

HOLLY WILD

Articulated action figure
for GeEK storytelling!
Glue to heavy paper, cut
and attach both legs to
back of body with brad
through her shorts button.
Attach arms at shoulder.
Left arm in front, right in
back. Pose or use as
bookmark!

RIGHT
ARM

LEFT
ARM

RIGHT
ARM

LEFT
LEG

RIGHT
LEG

LEFT
ARM

2013 © www.loritaylorart.com

Cut out Holly Wild and put her together. Take her outside with your class and have them pose with her. Send the picture to lori@loritaylorart.com or share on Facebook, Twitter, or Instagram and win books for your school.

HEAR YE! HEAR YE! READ ALL ABOUT IT! NEWS & BOOK REVIEWS!

"Lori Taylor's comically illustrated books, spattered with facts and fun activities, sow an early love for nature and all its mystery and wonder. These books inspire creativity and will help cultivate the scientists of tomorrow!"

Lisa Rivard, Ph.D., Language Arts Consultant,
Macomb Intermediate School District, MRA President

"Lori Taylor's presentation was riveting for children and adults alike. Her stories about her adventures at Michigan State Parks grabbed the attention of children who have never visited a State Park, and her visuals completely captivated even the most restless children in the room. She will be getting an repeat invitation!"

Bobbie Bryant, Match Specialist
Big Brothers, Big Sisters Jackson, Jackson, MI

"The personal contact with you and your enthusiasm will have a great impact in promoting the love of reading (and drawing, science, adventure, Michigan, etc.) for children."

Deborah E. Becraft, Principal
Eagle Lake, Edwardsburg, MI

"My fourth graders loved the book. After I read one chapter they wanted more!"
North Branch Elementary, North Branch, MI

"We're doing a whole nature thing as we read the book. We have a field trip planned to visit a wild-land conservancy in a couple of weeks and the kids are more excited now that they have been going on "adventures" with Holly."

D. Harden, 3rd Grade Teacher,
Valley View Elementary School, Nuevo, CA



HOLLY WILD Book Series selected as a 2015 Great Lakes, Great Reads! (by Historical Society of Michigan/MLive)

Holly Wild Book Series
Book 1: Bamboozled on Beaver Island
Book 2: Let Sleeping Bear Dunes Lie
Book 3: Packing for the Porkiest

Written and Illustrated by
Lori Taylor

Girl-adventurer Holly Wild and her team of ecological-minded friends explore some of Michigan's historical and natural treasures in these delightful stories intended for curious readers aged 7 to 12. Filled with intrigue, humor, and engaging illustrations, these accounts of Holly's adventures are sure to spark interest in Michigan's history, heritage, and natural wonders. Holly encounters mysteries and challenges at each location, which she solves with the help of her friends and family and memorable characters they meet along the way. In the process, the reader also learns about the environment and how we can best support and protect it. The author has succeeded in designing these books to stimulate young minds in independent critical thinking and creativity while still being thoroughly entertaining and just plain fun.

Book 1: ISBN 9781450791946
Book 2: ISBN 9780615659732
Book 3: ISBN 9780615873213
\$12.99 each

Bear Track Press
www.loritaylorart.com

Mallast: A Historical Novel
By Bob Morris

A late-1800s journey from Prussia to Michigan and Ohio, *Mallast—A Historical Novel* follows the Mallast family as they escape constant European wars to start a new life farming in the Midwest. Author Bob Morris sends the reader back in time in this novel to share the Mallasts' experiences of learning a new language, adapting to a different culture, and following the dream of starting their own farm.

The author's link to the main character, who was his great-grandfather, is evident in the level of detail the book reveals regarding turn-of-the-century farming. This epic family story describes the challenges of immigrants and how creativity, hard work, and a passion for the land helped weave the diverse fabric of this country.

ISBN: 9780894636907 • \$16.95

RIP Industries
www.mallastbook.com

Built in Detroit: A Story of the UAW, a Company, and a Gangster
By Bob Morris

The author says his book is not the definitive story of the UAW, it is rather a story of his father, Ken Morris, and his life in the UAW. After Ken Morris left Pittsburgh in 1935 at the age of 19, he came to Detroit as his first stop on his way to California—instead, he remained in the city and was a part of the new labor movement that would become the UAW. Morris first worked at the Briggs Mack Avenue plant and experienced no breaks, no job security, no medical benefits, no safety measures. With his keen sense of justice, Morris was drawn to the labor movement, and the Local 212 became his life. He was a shop steward who was adept at negotiations, and he was one of the victims of violence against the new union, beaten so badly that he was not expected to live. Morris and many others helped build an independent, clean union—one that would change the lives of those who once had no voice in working conditions.

ISBN: 9781475994353 • \$26.95

iUniverse
www.iuniverse.com

Michigan History Directory 14th Edition
Edited by Larry J. Wagenaar and Nancy Feidbush
To be released late November.

ISBN: 9781880311127 • \$19.95

Historical Society of Michigan
www.hsmichigan.org

Higher water levels impacting Great Lakes, inland lakes

Annika Brown
800.724.1111
detroitjournal.com

NORTHERN MICHIGAN
There is one thing that is constant when it comes to Michigan's lakes—water levels are always changing. Keith Korpelchewicz, chief watershed hydrology branch with the U.S. Army Corps of Engineers, said current levels are higher than several years ago.

"The fact that we're above average is in stark contrast to what we were three years ago when we were setting record lows. So the swift turnaround between low levels and the now above average levels was quite surprising for a lot of people," Korpelchewicz said.

According to the Corps' weekly water level report, Lake Michigan and Lake Huron are forecasted to be at about 560 feet, 2 inches, which is up by 12 inches from July's long-term monthly average.

On July 25 last year, the two lakes were 4 inches lower than they were this year.

Since Lake Michigan and Lake Huron are connected, Korpelchewicz said the Corps figures the two lakes together for lake purposes.

The Lake Michigan-Huron level data are collected via six gauges in Mackinaw City, Ludington, Harbor Beach, Milwaukee and two in Oconto.

Kyle Ryan, director of Oconto County Parks and Recreation, said Oconto Lake had healthy outdoor activity for children and adults.

Get outside

AuSable Marathon champs win by seconds

Kurt J. Kolka
Local to the record time

OShtora—The 2016 AuSable River Classic Marathon has named an exciting finish as Christopher Truitt of Canada and Ryan Hahndorf of Grappling edged Andrew Truitt and Jacob D'Onofrio by just a few seconds.

It was a fitting finish that saw a record setting number of entries with 65 racers, edging the previous record of 55.

Like many sporting events, the canoe marathon is not without its possible health issues for those participating. And this year was no exception. Of the 95 teams which competed, 10 dropped out this year. Five non-completions were due to illness.

Hume Winkler, 18, and father, Ray Winkler, 56, of Anchorage, Alaska, were excited to start the marathon on Sunday night in Grappling.

"We're really like to finish," Ray said. "And well like to cut about a half hour off our time."

See We started, 44

Story Walk 2016, Otsego District Library, Gaylord, MI features Lori Taylor's, *The Young GeEK's Guide To Getting Outside!*, picture book.

For more cool words: <http://loritaylorart.com/schools/>